



Welcome to Week 4!

### Congratulations

Well done to Louis in 5/6H. Louis participated in the State 100m and we are proud to announce that he achieved **5th in the state!**

Congratulations Louis! On behalf of everyone in the Edensor Park community, you should be applauded for your effort!

### Happy Grandparents Day

Yesterday was Grandparents Day and I would like to thank all the grandparents of Edensor Park Public School for everything that they do. You certainly play an important role in the lives of the students, and it shows. The students' reflection is your reflection. Our students are well-mannered and respectful, and that comes from somewhere. The role that you, as grandparents, play is vital to this. I hope that you all had an enjoyable day.

### Ultimo Directorate Awards

Last week, our SASS team, our lovely ladies in the office, and those who help in the classroom, were recognised for all their hard work and effort that they bring to Edensor Park Public School. This was the second year of the Bankstown, Fairfield, Glenfield and Liverpool Directorate Awards, and I was proud to nominate our wonderful SASS team for this award. On behalf of all of us here at the Edensor Park Public School community, congratulations and thank you for all that you do.

### P&C help

Currently the P&C are a small group of dedicated parents/caregivers. They work tirelessly for the community, but especially for our students here at Edensor Park Public School. They go above and beyond their call of duty. I would like to publicly ask for more volunteers to come forward and join this vibrant group. I understand your time is precious, but please consider dedicating some of your time to help the P&C at this busy time of the year. They are currently organising, not only the Christmas raffle, but the upcoming disco, which will be held on **Thursday 17th November**. Please forward your details to Belinda Tatchell to: [epps.pandc@gmail.com](mailto:epps.pandc@gmail.com)

### P&C Christmas Raffle

The P&C are busy organising the end of year Christmas Raffle and we need your help with donations. Last week was the Kids Theme. This week we are asking for Stationery and Craft supplies. Any donation - big or small, is of great help! Great donations make great raffle prizes. Attached to the newsletter is the donation list which is broken down week to week. Please remember that list of suggestions, and we appreciate ANY gift that you are able to afford. We understand that this is a busy time for all families. We look forward to having another fantastic Christmas Raffle this year. I thank you in advance for your support.

### Music: Count Us In Celebration Day

On **Thursday 3rd November**, students from Edensor Park Public School will be participating in an Australian-wide singing event. This is the second year the students have participated in the event. Students have been learning the 2016 selected song, 'Let It Play'. To add further excitement to the day, students are encouraged to dress up as their favourite musician or singer.

### **Remembrance Day**

On **Friday, 11th November**, Edensor Park Public School will be holding a Remembrance Day service at school. As part of the ceremony, each class will lay a bouquet of flowers beneath the Australian flag. If you have any flowers in your garden that could be put into a 'class bunch', please send them to school with your child on the 11th November.

### **Return to school notes**

During the last couple of weeks, your child/ren were given a 2017 enrolment note. As we are in the process of organising staffing and classes for 2017. To assist in this process we are asking you to return the note and indicating whether or not your child/children will be returning to Edensor Park Public School next year. If you haven't already done so, we appreciate your attention to this matter by returning the note promptly.

### **Intention to apply for Year 7 entry to a selective high school in 2017**

Applications are now open. If you would like to have your child considered for Year 7 selective high school entry in 2017, you need to apply online at:

[www.schools.nsw.edu.au/shsplacement](http://www.schools.nsw.edu.au/shsplacement)

The application website is now open and closes on the 14th November. No late applications will be accepted. If you any queries or concerns, please see Mr Ramirez.

### **World Teachers' Day**

Last Friday was World Teachers Day. The theme for this year was "Valuing Teachers, Improving their Status". As a community, it is important to remember that, along with you the parents/caregivers, our teachers are not only pivotal to the right to education, they are the key to our students' success. World Teachers' Day aims to raise awareness of the importance of the role played by teachers all over the world.

I would like to acknowledge the hard work, effort and motivation which they bring every single day to Edensor Park Public School. They are motivated and they value their work, and I believe that, we as a community, should thank them for all that they do.

On behalf of all of us - thank you for all of your hard work.

### **Growth mindset**

Last week I spoke about our focussed attention practices where it was important for our students wellbeing. Please refer to last week's newsletter for the mindfulness strategies that we have been using throughout the year to develop mindfulness and a growth mindset within the students.

This week I would like to reflect on what Miss Moisisdis has been working with our staff and students around goals, effort beliefs and strategies after failure. When we talk about grit within the growth mindset, these beliefs are very important.

It is also important to remember that Students with a growth mindset accept that abilities and aptitude can be developed with persistence and effort. As a result, these individuals are not intimidate by failure, because they realise that mistakes are part of the learning process. They continue working hard despite any difficulties or setbacks.

## Goals

### Fixed Mindset Students Say

Looking Smart is Most Important

*"The main thing I want when I do my school work is to show how good I am at it."*

### Growth Mindset Students Say

Learning is Most Important

*"It's much more important for me to learn things in my classes than it is to get the best grades."*

## Effort Beliefs

### Fixed Mindset Students Say

Effort is negative

*"To tell the truth, when I work hard at my school work it makes me feel like I'm not very smart."*

### Growth Mindset Students Say

Effort is positive

*"The harder you work at something, the better you'll be at it."*

## Strategies After Failure

### Fixed Mindset Students Say

Helpless

*"I would spend less time on this subject from now on."*

*"I would try not to take this subject ever again."*

*"I would try to cheat on the next test."*

### Growth Mindset Students Say

Resilient

*"I would work harder in this class from now on."*

*"I would spend more time studying for the tests."*



# EDENSOR PARK PUBLIC SCHOOL

Cnr. Swan and Gwandalan Rds.,  
EDENSOR PARK, N.S.W. 2176.

TELEPHONE: (02) 9823 5111

FACSIMILE: (02) 9823 7828

Dear Parents,

## 2017 Enrolments

We are in the process of organising staffing and classes for 2017. To assist in this process we are asking you to indicate whether or not your child/children will be returning to Edensor Park Public School next year.

We realise that family situations and commitments may change over the next couple of months, but due to an increase in enrolments for 2017, we recommend that you reserve a position for your child and inform us of any changes if and when they occur. If you know that future family plans may require a change of school in 2017, we would appreciate having some idea as soon as possible.

Please complete the following form and return it to your child's teacher by Friday 28th October 2016. Please note that current Year 6 students **do not** need to be included on this form, but **new Kindergarten students for 2017 should be**.

Thank you.

G. Moisisdis  
Asst Principal

Edensor Park Public School

### 2017 Enrolments

*Please complete and return to your child's teacher by Friday, 28th October 2016*

Please tick the appropriate box and any additional information as required.

My child/ren: ..... Class: .....  
..... Class: .....  
..... Class: .....

Kindergarten 2017: .....

will be attending Edensor Park PS in 2017 commencing on Monday 30th January 2017.

will be attending Edensor Park PS but will not return until ..... (Date)

Reason: .....

will not be returning and will be enrolling at .....

New School

Our new address will be .....

Parent Signature ..... Date .....

**EDENSOR PARK PUBLIC SCHOOL**



# Mini Fete

**WEDNESDAY, 9TH NOVEMBER 2016**

**11AM - 1PM**



# Poppets

M is for mouse  
N is for nest  
O is for octopus



## Mini Fete

On Wednesday, 9th November, we will be holding a mini fete for all children at Edensor Park Public School. The aim of the fete is to raise money for the Year Six Farewell. We are inviting all parents, grandparents and extended families to join us for this fun day.

All classes and support staff will be running small stalls during the middle session (11 a.m.—1 p.m.) Children and parents will have the opportunity to purchase various items, food and play a variety of carnival games.



### PAYMENT TOKENS AVAILABLE NOW!

This year we are continuing the token system of payment.



From tomorrow, your child will have the opportunity to bring in spending money for the mini fete. The money will be banked and recorded and on the day of the mini fete your child will receive tokens to the value of the total amount they have saved. The tokens will then be used to purchase items and to play games.

Each token is worth 50c.

Money should be brought to the office, in an envelope marked "School Fete", with the child's name, class and the amount enclosed written clearly on the front.

**There will be no money exchanged on stalls on the day of the mini fete.**

If you would like to help on the day with your child's stall, please see your child's teacher or myself. Likewise, if you have any questions, please do not hesitate to come and talk with me.

We would love your help in the organisation of our fundraiser. If you are able to provide any of the items listed below, please send them to school. Any help you can give would be greatly appreciated.


Please have your child bring donations to Miss Moisisdis by Monday, 7th November 2016.

We look forward to your support for another great Mini Fete!


G. Moisisdis  
Asst Principal

M. Santucci  
Principal

## We Need....



Face Paint  
Pre-loved Books/Videos



Pre-loved Toys

Lollies/Lollipops

Coloured Hair Spray

Cans of Soft Drink



Serviettes

Tomato/BBQ Sauce

Tattoos

Plastic Cups, Tea Spoons

Prizes for Games



# Fun Group Music Keyboard Class at Edensor Park Public School

(Lesson on every Wed lunchtime)

GREAT SONGS MUSICAL FUN MUSIC THEORY

**Start now  
or register  
for 2017**

- ♪ K - 6 welcome ♪
- ♪ Convenient at-school venue ♪
- ♪ Small group - 45 min weekly lesson ♪
- ♪ Competitive rate - \$27 per session ♪
- ♪ Limited vacancy! ♪



**Smart Kids Love Music!**

Call **9411 3122** before **Tue 1 Nov**  
or visit our website to enrol

VIP Music est. 1984 [www.learnmusicatschool.com.au](http://www.learnmusicatschool.com.au)



# P&C Christmas Raffle

## 2016 Christmas Raffle Donations

The P&C are holding another Christmas Raffle this year. We are seeking your participation by sending in donations for the hampers and baskets.

Each week will have a different theme.

Below are some suggestions for each theme but are not exhaustive.

Remember all donated items need to be new and in their original packaging.

Amazing Donations will help us make Amazing Raffles Prizes!

### Week 3 Theme – Kids

Lego packs, Kids books, Barbie, Shopkins, dolls, stickers,  
Colouring books, Match box Cars, Marbles, puzzles,  
coloured pencils, textas,

### Week 4 Theme – Stationery / Craft Supplies

Scissors, Glue, Stapler, Envelopes, Writing paper/ note pads, Magnet note pads  
Magnet clips, Pens & Pencils, Pipe cleaners, Origami squares, Coloured paper

### Week 5 Theme - BBQ, Beach and the Great Outdoors

BBQ tongs & utensils, BBQ aprons, tin foil trays, BBQ wipes, Paper plates  
Paper cups, Napkins, Beach ball, Sun cream, Cricket set, Beach towel  
Bucket and Spade, Sand castle building moulds, Cooler bag and blocks, Football/soccer  
ball, Sun cream, Hats, Folding Chairs, Picnic Blanket, gardening supplies

### Week 6 Theme - Morning tea, Baking, Kitchen Supplies

Chocolate Biscuits, Tea/coffee, Mugs/cups, Tea pot, Travel cups, Cake mixes, Cake Tins,  
Cake decorations, Cupcake papers, Oven Mitt/tea towel, Aprons, Spatula/whisk  
Cookbooks, Measuring cups/Spoons, Cheese Grater, Garlic press, Ice cream scoop,

### Week 7 Theme – Movie Family Night In and Party Time

Popcorn/chips/Pringles, Movie DVD's (Kids and adults), Big plastic bowls, lollies, Blanket,  
Game boards, Card games, Chips, Drinks, Pretzels, Napkins, Tomato sauce

### Week 8 Theme – Chocolate, Beauty & Something for Dad

Chocolate, Chocolate, Chocolate, Hand Cream, Face Cream, Sun cream  
Loofas, Bath bombs, Bath Gel, Shampoo/Conditioner, Shaving Gel  
Perfume boys and girls, Nail polish

**All donations are greatly appreciated by the P & C**

EPPS P&C Association.

# New Kids TV Show

## Looking For Kids & Their Pets Now!

Northern Pictures are looking for **kids aged 8-12** and their pets to feature in our new TV show all about animals, broadcasting on a major TV channel soon!

The two segments we are looking for are:

### MY PET AND ME

We are on the hunt for pets of all shapes and sizes and their proud young owners to come in and introduce their pet to our host in the studio. From bunnies to birds, frogs to ferrets, snakes to snails - if you love them, we'd love to see them. Here's your chance to showcase your fantastic pet and tell Australia why they're so awesome!

**DATES/TIMES:** During school holidays, Jan 2017. Participants will be required to volunteer their time for approx. 2-3 hours.

**LOCATION:** TV Studio - Sydney

**NOTES:** We welcome animals of all shapes and sizes!



### THE DOG GAMES

We're also on the hunt for clever dogs! If you have a clever dog/puppy, who can do tricks or is willing to learn – then send us your details! We are working with a world-class dog trainer to showcase some amazing and fun tricks for your dog to practice and hopefully master!

**DATES/TIMES:** Mid-December 2016 before Christmas (some weekends available) and January 2017 during school holidays. Participants will be required to volunteer their time for approx. 2-3 hours.

**LOCATION:** Park / Outdoor space, Sydney area – TBC

**NOTES:** Dogs/puppies of all skill levels are welcome! We are looking for a variety of dogs, those that have never performed and those with multiple tricks up their sleeves!



### PARENTS / GUARDIANS

#### HOW TO APPLY:

Send the following details to [kids@northernpictures.com.au](mailto:kids@northernpictures.com.au)

Full Name, Address, Contact Number, Email, Child's Name & Age. Pet's Name & Species/Breed.


Please state which segment you want to be considered for in the email subject, we will respond with further details.

# Spotlight on 3/4D



## 3/4D's Procedure Writing

For the past couple of weeks, 3/4D has been working on bridges! One of our tasks was to write a procedure on how to make a groovy bridge with paddle pop sticks. We watched a YouTube tutorial which gave us step by step instructions on how to make something which looks like the following.



Have a look at some of our procedures and see if you can make one using them!

*By Amos*

### **How to Make a Paddle Pop Stick Bridge**

#### What we need

- Hot glue gun (and electricity)
- Paddle pop sticks

#### Method

1. Take three paddle pop sticks
2. Make a triangle using the three paddle pop sticks and glue them together
3. Repeat step 2 six times.
4. Glue the six triangles together.
5. Make a square using the paddle pop sticks, and glue it together
6. Make triangles within the square
7. Repeat this process so you have two squares for the top piece and three for the bottom.
8. Flatten any weak sticks.
9. Put all the pieces together.

*By Patrick*

### **Procedure- How to Make a Paddle Pop Stick Bridge**

#### Materials

- Hot glue gun
- Electricity
- Paddle pop sticks

#### Method

Step 1: Take three paddle pop sticks away.

Step 2: Put your three paddle pop sticks in a triangle shape.

Step 3: Glue the three paddle pop sticks in a triangle shape and then repeat the process six times.

Step 4: Connect the triangles together by three and then do the same thing with the others.

Step 5: You can also put spare paddle pop sticks in between them for more support.

Step 6: So now with the base of the bridge, get four paddle pop sticks and glue them together in a square shape.

Step 7: Get two paddle pop sticks and make a V sign, then glue the V shape in middle of the square.

Step 8: Repeat this process five times.

Step 9: If your pieces are wobbly, get a thick book and flatten them out by putting a book on top of them.

Step 10: Put glue on each of the corners of the squares and start combining them together.

***By Lena***

### **How to Make a Paddle Pop Stick Bridge**

#### What we need

Paddle pop sticks  
Electricity  
Glue gun

#### What to do

1. Take three paddle pop sticks away.
2. Make a triangle using these paddle pop sticks.
3. Repeat this same step six times.
4. Connect the triangles together.
5. Put extra paddle pop sticks in between the triangles to make your bridge stronger.
6. Make three squares.
7. Take two more paddle pop sticks and glue them inside the squares so it looks like a triangle.
8. Repeat step 6 and 7 and glue the squares together.
9. If your squares are wobbly, get a book and flatten them down.
10. Put glue on the squares and glue the triangles onto the squares.

***By Mrnali***

### **How to Make a Paddle Pop Stick Bridge**

#### What you need

Electricity  
Hot glue gun  
Paddle pop sticks

#### Steps

1. Take three paddle pop sticks away.
2. Make a triangle using the paddle pop sticks.
3. Repeat this step six times.
4. Connect the triangles from the top.
5. Add more sticks if you want your bridge to be stable.
6. Create three squares for the bottom piece with the hot glue gun and paddle pop sticks.
7. Take two other paddle pop sticks to make a triangle inside the square.
8. Now, moving on to the top piece, repeat step 7 two times.
9. If your pieces are wobbly, flatten them with a heavy item.
10. Put glue on each corner and assemble pieces together.

***By Luis***

### **How to Make a Paddle Pop Stick Bridge**

#### **Materials**

Paddle pop sticks  
Hot glue gun  
Electricity  
Glue tube

#### **Method**

1. Take three paddle pop sticks away.
2. Make a triangle using the three paddle pop sticks.
3. Glue the triangle together from each side – using the hot glue gun, and repeat this step six times.
4. Grab three more triangles and glue them together from the top, and repeat one more time.
5. Now, starting with the bottom piece you would want to make three squares using four paddle pop sticks.
6. Take two paddle pop sticks and glue them onto the square (as a triangle shape).
7. Now, moving on to the top piece, grab two squares and repeat this process twice.
8. If your pieces are wobbly, use a thick book to balance it.
9. You are almost finished, you just need to assemble it altogether!

***By Albert***

### **How to Make a Paddle Pop Stick Bridge**

#### **Resources**

Paddle pop sticks  
Hot glue gun and glue stick  
Electric outlet

#### **Method**

1. Take three paddle pop sticks.
2. Make a triangle with the paddle pop sticks.
3. Use the glue gun to keep paddle pop sticks together and repeat six times.
4. Connect three triangles with paddle pop sticks on top with the glue gun only and connect at the bottom. [Optional] You can weave with paddle pop sticks to make it stronger.
5. Use four paddle pop sticks to make a square, repeat five times.
6. Use two paddle pop sticks to make a triangle on the square to reinforce it, and repeat with two squares.
7. If parts are wobbly, use heavy items to flatten the parts.
8. Put three squares and glue them together, repeat the process with two other squares.
9. Get the three assembled squares and put glue on the corner of the squares.
10. Put the two side parts on the glue.
11. Then put two assembled squares, glue together and glue onto the sides.
12. Enjoy your bridge.

# Congratulations

## MERIT AWARDS

<b>K C</b>	Mia C, Logan v
<b>K N</b>	Lorenzo B, Bianca S
<b>1W</b>	Lilah, Benjamin, Jerome, Rossza
<b>1M</b>	Emerson, Anjelina
<b>2T</b>	Adrin, Jonathan Y
<b>2/3W</b>	Orlando, Natalia
<b>3K</b>	Jacob, Amon
<b>3/4D</b>	Charlize, Aonila
<b>4K</b>	Sebastian, Victoria
<b>5R</b>	Nathan Y, Chris
<b>5/6C</b>	Natalija, Nathan M
<b>5/6H</b>	Damian, Mia



## PEER AWARDS

<b>K C</b>	Kaline
<b>K N</b>	Aria
<b>1W</b>	Tanisha
<b>1M</b>	Thai
<b>2T</b>	Makayla
<b>2/3W</b>	Marquez
<b>3K</b>	Suda
<b>3/4D</b>	Joshua
<b>4K</b>	James
<b>5R</b>	Ashlyn
<b>5/6C</b>	Hidy
<b>5/6H</b>	Anthony

## Week 2



## SPORT AWARDS

<b>K C</b>	Lara
<b>K N</b>	Damarys
<b>1W</b>	Tanisha
<b>1M</b>	Andrew
<b>2T</b>	Amelia
<b>2/3W</b>	Marquez
<b>3K</b>	Justinijan
<b>3/4D</b>	Dat
<b>4K</b>	Ashley
<b>5R</b>	Shayleah
<b>5/6C</b>	Jesse
<b>5/6H</b>	Daniel





# New Newsletter Distribution

Edensor Park Public School is going paperless!

We would like to start with the newsletter.  
The transition period will be until the end of Term 3,  
when we will move to the new system in Term 4.

Please indicate below in what format you would like to receive the Edensor Park Public School Newsletter and return the slip to the classroom teacher.

Parent/Caregiver Name: .....

Child's Name: ..... Class: .....

- Edensor Park Public School App
- Edensor Park Public School Website
- Email Distribution List (Please provide email below)

Email address: \_\_\_\_\_





# Dates to Remember

## Week 4

1st Nov:	Kindergarten Transition - 1:50 till 2:40
2nd Nov:	Assembly - 5R hosting - 1:40pm
3rd Nov:	Kindergarten Transition - 1:50 till 2:40
3rd Nov:	Music: Count Us In Celebration Day (Students dress as favourite musician or singer)

## Week 5

8th Nov :	SRC Crunch & Sip (Kiwi Fruit Sampling) 8:30am
8th Nov:	Kindergarten Transition - 1:50 till 2:40
9th Nov:	Mini Fete - 11:00am - 1:00pm
10th Nov:	Kindergarten Transition - 1:50 till 2:40
11th Nov:	Remembrance Day

Edensor Park Public School  
Cnr Swan & Gwandalan Roads, Edensor Park, NSW 2176  
Ph: 9823 5111 \* Fax: 9823 7828

**PLEASE PHONE**  
**1300 880 021**  
**TO REPORT ANY SECURITY INCIDENTS IN OUR SCHOOL**